



**FOOTBALL
FEDERATION
VICTORIA**



2008 YEAR IN REVIEW



VISION, MISSION & CORE VALUES

VISION, MISSION & CORE VALUES

FFV VISION

Football will be regarded as the sport that provides **genuine access** and **value** to **quality** experiences which **inspire** Victorians.

FFV MISSION

We are in business to deliver the best possible football experiences and opportunities to our custom partners.

FFV CORE VALUES

UNITY

Victorian football stakeholders will work together to deliver a shared vision and purpose for the growth and health of the game.

PRIDE

We are proud of the organisation we work for and bring infectious enthusiasm in pursuit of our vision for football.

INTEGRITY

The affairs of the FFV will be unconditionally embedded in honesty and fairness.

RESPECT

We will treat others the way we expect to be treated. We will also earn respect through becoming a positive and powerful force capable of delivering meaningful sport and social outcomes within the broader community.

OPENNESS

We will engage and communicate transparently with the football family and listen with open-mindedness.

PERFORMANCE

We will strive for service and business excellence off the field and inspired results on the field for Victorian clubs, players, coaches and referees.



FOOTBALL
FEDERATION
VICTORIA

2008 - Year in Review



PRESIDENT'S REPORT - TONY DUNKERLEY

PRESIDENT'S REPORT - TONY DUNKERLEY



The FFV Board of Directors has committed a great deal of time and energy towards promoting our new strategic direction and have continued to build positive and sustainable relationships with external parties, particularly in the area of local and state government where we see our strategic partnerships with them to be crucial. If we are to meet the challenges we have set ourselves I believe we have to continue to build on the strong platform in which we can now work from and we are starting to see the fruits of our labour from it.

The Board and their combined efforts in quietly meeting all members, participants, supporters, Government agencies, other affiliated bodies, Federations and our colleagues at FFA has been a primary driving force in the positive change that we are beginning to experience and is a direct result of their commitment towards ensuring we honour our strategic intent.

My sincere thanks goes out to each member of the Board of Directors. Their dedication and efforts over the past year have been unwavering in what has been another challenging and exciting year in the Federation's history.

I would also like to make special mention of FFV Director, Chris Nikou who retired from his position as Board Director. I would like to thank Chris for his outstanding contribution to the Federation over the last 7 years both as a Director and Tribunal member. Chris has brought a wealth of knowledge and experience to the Board during many challenging moments and I thank him for his guidance and support. Chris will now concentrate on other areas of his life and we wish him the very best for the next chapter in his life.

The FFV staff restructure took place in late 2008 by Mark Rendell and his team, and in doing so, will now enable the organisation to reach high levels of performance right across all aspects of our Football responsibilities and will ensure projects and initiatives are conducted with optimal professionalism and care.

My thanks to Mark Rendell and his staff who have successfully implemented so many fantastic initiatives on top of the ongoing projects throughout the year including Small Sided Football, Volunteer Recognition Program, various Indigenous and Disability programs, Summer League, tightening of our rules and regulations and more recently the administrative drivers behind the Melbourne Victory Women's Team.

I take this opportunity to acknowledge and thank the major sponsors and partners of the organisation for without their support we could not achieve the mountainous tasks we have assigned ourselves. Thank you to the Victorian State Government, Department of Sport and Recreation, VicHealth, Victorian Institute of Sport, Melbourne Victory FC, Foxtel and a host of other corporate partners.

Finally thank you to all those who played our great game in 2008, coached at all levels, refereed in rain, hail and shine, registered players, been the weekend taxi service, the uniform cleaning service, canteen man/lady and other voluntary roles that all form part of our game. In our own way we are all playing a role in promoting and shaping the future of our game and I believe we are seeing the game develop every day in a more positive light.

Tony Dunkerley
President
Football Federation Victoria



FOOTBALL
FEDERATION
VICTORIA

2008 - Year in Review



BOARD OF DIRECTORS

BOARD OF DIRECTORS

FFV BOARD OF DIRECTORS



PRESIDENT

Tony Dunkerley

Tony's professional background includes board experience, both as Director and Chair of various professional and international committees and life membership to a range of sporting institutions.

Tony has also enjoyed global business experience across Asia and Europe; experience in the research, development and implementation of a range of business strategies and plans aligned with quality, safety and benchmarking practices. Tony has significant employee relations experience; together with sound financial acumen and management, particularly in the field of return on investment and customer service. During his time in football, Tony has coached extensively throughout the sport, including at the state team level.



DIRECTORS

Chris Nikou

Chris Nikou has been involved in football for over 30 years observing and engaging in the issues that affect the various stakeholders that comprise football in Victoria.

Chris has played both junior and senior football in the State League and been involved at club level as Secretary and President. He is also a former member of the Appeals Board Tribunal and has, since December 2003 been a Director of FFV.

Chris is currently a Senior Partner at national law firm Middletons. He is the National Head of Corporate and Commercial Law and specialises in franchising law, mergers and acquisitions.



Mark Trajcevski

Mark is a Director at a global professional services firm specialising in risk management, governance, board effectiveness, financial management and audit.

Mark has formerly held the position of Honorary Treasurer. He has brought his professional skills to the Board, and the organisation, particularly working to enhance the FFV's governance, risk management, financial effectiveness and stakeholder management practices.

BOARD OF DIRECTORS



Nick Monteleone

Nick joins FFV with a host of experience in a number of roles as varied as directorships of Car and Rubbish Bin Cleaning companies, Coever Coaching and his family's Donnybrook Farmhouse Cheese business.

Nick has been a long time campaigner for the constitutional reforms that were realised under the Federal Government's Crawford Enquiry and has also been a long time servant of the game as a club administrator.



Jamie Parsons

Jamie has completed a Degree in Business and Graduate Diploma in Law and is a member of the Australia New Zealand Sports Law Association (ANZSLA).

He has worked as a senior manager for a number of successful sporting organisations including roles such as Group Manager Operations at the 2007 World Swimming Championships, Group Manager Staff Services at the 2005 Deaflympic Games and Jamie is currently the Corporate Services Manager at Netball Australia.



Bart Harrold

Over his distinguished football career, Bart has represented the previous Victorian Leagues on the VSF Board and been a Member and Chairman of the VSF Investigation and Disciplinary Committee. Over the past years three years Bart has served with the Bayside League, with the past two years as President.

Bart is the National Claims Manager (CGU Marine) for IAG / CGU, one of Australia's largest insurance companies.

Directors are elected by Football Federation Victoria members for four-year terms, with elections held every two years.



**FOOTBALL
FEDERATION
VICTORIA**

2008 - Year in Review



FOOTBALL DEVELOPMENT

Provide an environment for growth and excellence in
football development for all people involved

FACILITY DEVELOPMENT

FFV continued to build and cement relations between State Government and Local council throughout 2008 and we saw positive developments towards obtaining support from State and Local Government. The need for new facilities and grounds to meet our sports overwhelming demand is apparent more than ever and is being seen first hand by the government.

Throughout 2008 FFV coordinated a State-wide Facility Planning and Development Strategy which entailed in-depth research being conducted to highlight for the first time, in statistical terms, the issues the sport is facing in relation to facility demands. A Strategic presentation in relation to facility requirements for Victoria was then made to the Premier of Victoria, Hon. Premier John Brumby and Victorian Minister of Sport & Recreation, Minister James Merlino.

Based on the information gathered it is estimated that over 8,000 children across Victoria were turned away from the sport in 2007 due to a lack of facilities to house them. Based on this and other supporting statistical information the FFV Board of Directors developed a Facility Plan to start addressing this crucial item of business for the organisation.

Community Football Facilities received a much needed financial injection in 2008 with the commitment of \$2.7 million via Synthetic pitch programs for Football pitches across the State. Nine (9) new synthetic facilities will be operational in 2009, comprising of:

- Epsom Regional Soccer Facility – Greater Bendigo Council
- Mills Reserve Synthetic Surface Project – Greater Dandenong Council
- Veneto Club Synthetic Pitch – Manningham Council
- Jubilee Park Soccer Complex Project – Maroondah Council
- Northlake Reserve Soccer Development – Melton Council
- Fawkner Secondary College Synthetic Pitch – Moreland Council
- Mill Park Secondary College Multipurpose Synthetic Grounds – Whittlesea Council
- Grange Reserve (Hoppers Crossing) Soccer Pitch – Wyndham Council
- Kevin Bartlett Reserve (Richmond) Synthetic Soccer Pitch – Yarra Council

Further facilities (\$1.2 million) are currently under consideration whilst FFV continues to work with Local Government Agencies on 10 Football Facility Strategies which includes 4 Regional Centres of Excellence and a Master Plan for the Darebin International Sports Centre.

GAME DEVELOPMENT

Through the support of partners such as VicHealth, SCOPE, VICSRAPID, the Centre for Multicultural Youth, the Victorian Government, the Department of Sport and Recreation, City of Melbourne, City of Darebin, Central Highlands Sports Assembly, Sport Medicine Australia, Diversitat, Victorian Co-operative on Children's Services for Ethnic Groups (VICSEG), the Australian Sports Commission and Football Federation Australia, FFV has again been proactive towards ensuring the sport of football remains an accessible and enjoyable sport for all Victorians.

SMALL-SIDED FOOTBALL

A record 6,183 five to eight year old boys and girls played in the new nationally consistent Small-Sided Football playing formats in 2008 at 138 clubs state wide. Whilst some regional areas have implemented the playing formats up to the U12's age group, Metropolitan Melbourne clubs will progress to the U10's nationally consistent format in 2009.

Fourteen presentations were made throughout metro and regional Victoria during 2008 and saw the FFV Development Officers conduct over 440 training sessions with Clubs to better assist them with the implementation of Small Sided Football.

With a 20% increase compared to the 2007 figures in this particular area Small Sided Football is set to continue its steady climb as the sport of choice for many young children in Victoria.

WOMEN'S FOOTBALL

FFV supports Spectrum Migrant Resource Centre in the delivery of a number of multicultural women's tournaments aimed at girls aged 13 – 18. Approximately 80 girls participated in quarterly tournaments throughout the year.

In partnership with ISIS Primary Care and Bayside Secondary College Altona North, FFV has delivered an ongoing football program to twenty year 8 girls focusing on leadership, communication, and community engagement.

SCHOOL DEVELOPMENT

School clinics continued to be offered to schools in 2008 and overall saw 35 primary and 9 secondary school clinics conducted, with an additional six community events. Clinics have been used to assist local clubs increase membership bases.

The best Secondary Schools from around the state competed for the title of All Schools Champion in FFV's **2008 All Schools Championships**. 24 schools and 37 teams across the junior, intermediate and senior age categories with 18 boys and 19 girl's teams competed in this year's tournament with Marcellin College, Keilor Downs, and Westbourne Grammar victorious in the senior, intermediate, and junior boys tournaments respectively. In the Girls it was St. Monica's, Mentone Grammar and Methodist Ladies College sharing the spoils in the senior, intermediate, and junior categories respectively.

EDUCATIONAL DEVELOPMENT

Through the support of the Victorian Government, Football Federation Australia and the Melbourne Victory Football Club, FFV launched the **Melbourne Victory Schools 5-a-side** Program in 2008 with over 150 primary schools and 3,500 grades 3 and 4 students involved in the program. The program is set to evolve in 2009 as it takes in more regional areas. Deliverers of the program included 170 secondary schools students who completed a Grassroots Certificate as part of FFV's **Student Leadership Program** (SEDA).

SPORTS PROGRAM DEVELOPMENT

In 2009 FFV, in partnership with Sports Education Development Australia, (SEDA) will launch a program designed for students aged 16 – 19 with an interest in a career in the sport and recreation industry. The course curriculum is in line with the Certificate II, III, and Diploma in Sport and Recreation Management with FFV building the Football aspects of the program, including work experience of 8 hours per week to be spent as local club resources.

DISABILITY FOOTBALL

Many Victorians again proved that disability is no barrier to participation in sport by taking part in a number of FFV and community programs such as Wheelchair Football and the Kids OnSide program. Whitehorse United was crowned Wheelchair football Champions for the first time in the competition.

FFV met with FFA and other member federations during 2008 to not only research disability football programs but to discuss the Sports Connect project and FFV have been included in the Steering Committee to help develop the National Disability Action Plan.

FFV continues to support many community events that provide opportunities for people with disabilities, including the Variety Christmas Party and the International Day of Person's with Disabilities, where the All Abilities Football Festival was launched to help promote Wheelchair Football.

Kids OnSide ran in Gippsland, Swan Hill, and Ballarat in 2008 as a program that engaged children aged 5 – 12 with an intellectual disability.

COMMUNITY FOOTBALL

Two programs – **'Out of Africa, Into Football'**, and the **All Communities Project** aimed at providing opportunities for participation to new arrivals and Culturally and Linguistically Diverse (CaLD) community groups were launched successfully in both Geelong and Ballarat in 2008. The aim of the programs is to prepare new arrivals for life at football clubs in Australia, as well as educate club members on catering for new arrival groups.

Another program of interest in 2008 that was introduced in conjunction with the City of Darebin was FFV Social Football. In the space of one month, Social Football attracted close to 100 new footballers to the sport. More Social Football venues are being planned in 2009.

INDIGENOUS PROGRAMS

FFV continues to work with local and regional clubs and associations in relation to servicing and providing access for the indigenous community. Funding has been made available to local clubs and associations from FFA and Sport and Recreation Victoria to ensure opportunities are present for Indigenous community members to access Football.

COACHING DEVELOPMENT

2008 saw the employment of two full time staff to support coaching programs and Futsal/State Squads in Victoria. Pathway alignment was of a high priority this year in ensuring the smooth integration of existing V>Elite and Elite Coach Education dovetailing in to the National Coaching Education structure.

TALENTED PATHWAY

PLAYER PATHWAY

Six (6) V.I.S. players were selected to the Joey Tour with another recruited in to the A.I.S. program. Two (2) players from the current V.I.S. program signed with the Melbourne Victory FC adding to a further three (3) former Victorian State Representatives who also signed up with Victory during the year.

Four (4) NTC female players were invited into the National Training Camp positioning themselves positively for future national representative opportunities.

Victoria's State Futsal Teams also performed commendably at the 2008 National Futsal Championships in Canberra. FFV held its successfully popular State Futsal Championships & Secondary Schools Championships in 2008 and the FFV Futsal Men's competition at Ashburton continues to prosper. The inaugural 'Melbourne Futsal League' was also established for Under 11 & Under 13 Boys.

COACHING PATHWAY

2008 saw an agreement completed between FFV and the Victorian Institute of Sport (V.I.S.) for a mentoring coach education program to begin in alignment with the new summer competition.

Summer League coaches were contracted directly to FFV with improved training and development opportunities being developed.

Coaches continued to professionally develop themselves throughout the year right across Victoria with an expected number of over 1,000 coaches to complete their relevant certification in this year's calendar. Over 170 coaches in regional Victoria undertook training with a further 400 completing the Junior License certification. Grassroots football received a good boost also with 220 budding coaches undertaking their entry level certification.

With an average of 65 people attending coaching courses throughout the year it has been a positive step towards accrediting coaches right across Victoria.

Ten (10) Victorian Coaches took part in the Professional A.F.C. Courses with seven achieving Certification. Mehmet Durakovic one of the FFV's State Team Coaches was successfully recruited by Melbourne Victory FC. After completing his education with the V.I.S, Mehmet was a product of the Victorian Coach Education system and is a role model for future coaches undertaking the pathway.

REFEREE PATHWAY

The Talented Officials Program (T.O.P.) moved into its' second year in 2008, with new young male and female participants joining those officials continuing on from 2007. The eight (8) young Graduates from T.O.P. 2007 have achieved the next level on their pathway by being appointed in 2008, to positions on the Westfield Women's League, National Youth League and to senior positions in FFV State League 2 and 3. All of these officials are aged from 20 – 24.

The performances of Victorian referees at the 2008 National Youth Championships was outstanding with Greg Gontscharow being awarded the Zurich Financial Services Award.

Positive performance feedback from organizers of the National Primary Schools Championships and National University Games, both awarded to Victoria this year is a strong sign of the professionalism from this area of the organisation.

COMPETITIONS

SUMMER LEAGUE

2008 saw a historic step forward for the federation with the introduction of a 12 Zone Summer League competition. This competition helps to provide a clear and consistent Victorian Football Pathway Program for Players, Coaches, Referees and Volunteers and rests in to the national pathway for boys, girls, women and young men. This competition is providing a platform for the most talented players in Victoria to play across all of Victoria. 2009 will see the competition continue and the FFV will continue to work towards strengthening its overall administration.

Whilst the inclusion of the Open Men's component of the competition did not form part of the inaugural season in 2008, the FFV is currently in the process of conducting a VPL review to address the

implications for the Men's competition to be included. The 2008 Summer League season saw 47 of 48 boys teams competing and 43 of the 48 girls/women's teams taking part.

A pathway for players and coaches was confirmed with the Board resolving that state team selection would stem from those who had taken part in the Summer League competition in 2008. With the introduction of Technical Director, Les Bee and Summer League Business Development Manager, Georgie Herbert, late in 2008, the building blocks for 2009 are now in place for continual growth and improvement in this important pathway choice for Victorians.

To ensure this particular project had financial feasibility FFV engaged the services of PricewaterhouseCoopers to develop a financial plan for the Summer League and also provide financial information so that FFV could submit funding assistance plan to the State Government.

Full backing from Football Federation Australia was provided when FFA Technical Director and FFA Coach Education Manager approved and endorsed Victorian Summer League and agreed to attend launch or information seminars to assist in its introduction.

REGISTRATIONS

The Registrations Department saw an increase in total registrations processed by more than 18% to reach over 48,500 player registrations for the first time in the sports history in Victoria. The biggest increase came from Junior Player Registrations (18 and under) increasing over 21% from 2007.

FUTSAL REGISTRATIONS

As the governing body for Futsal in Victoria, FFV remains committed to providing the right platform for Futsal's ongoing development and interest. Our efforts in this direction are further enhanced with an evident increase in participation and affiliation numbers with around 2,000 registered players and 40 registered referees in Victoria.



FOOTBALL
FEDERATION
VICTORIA

2008 - Year in Review



BUSINESS DEVELOPMENT

Generate additional revenue to invest in the growth of
Victorian football

BUSINESS DEVELOPMENT

Generate additional revenue to invest in the growth of Victorian football

BUSINESS DEVELOPMENT

Developed a Commercial Operations strategy in 2008 which integrated growth scenarios for current revenue streams (excl. member revenue) and key growth opportunities for core business. This included the employment of a new General Manager - Business Development, Matt Usher.

Building commercial capabilities to increase self-generated revenue (non-member revenue) continues to be a high priority. The Business Development Department has the view to launch a minimum of five short-medium term stand alone and joint venture new business initiatives with such organisations as Melbourne Victory W-League Team. Retail options are being finalised for an FFV retail arm and developing partnerships with regional Local Government's which will see revenue generated via hosting fees for FFV events.

Improving our media profile with results in the Age & Herald Sun every week was a project undertaking towards offering the membership extra access to results and we saw an increase in news topics relating to clubs and members on Channel 31.

37,500 balls were given away to registered players during 2008 and we saw a direct decrease in costs on the Junior Ball Program by approximately 40%, allowing FFV to give away a quantity of balls to all Small Sided Football (SSF) registered clubs and Summer League zones for training.

As part of improving internal processes, the pavilion area of FFV was reviewed to ensure smoother operation of pitches and facilities at the Darebin International Sports Centre. FFV is now experiencing full usage of the facilities by a variety of customers from school groups to Summer League zones and training academies.

FFV increased its corporate social responsibility through various partnerships during the year including Starlight Children's Foundation, Celebrity Chefs Football Day, Cancer Council Victoria and introduced 4 new apparel licensees (Hummel, Mitre, Diadora and Errea), giving Clubs a greater choice for their on-field gear.



CUSTOMER SERVICE

Enhance football services and experiences for all customers including the broader Victorian community

CUSTOMER SERVICE

Enhance football services and experiences for all customers including the broader Victorian community

FFV continues to develop positive change towards a customer focused and driven organisation. Building the value proposition to attract targeted customer segments (women & girl's, Futsal, non-affiliated leagues and participants) into the FFV family is a high priority for the organisation going forward and has seen introductory steps towards this occurring with:

- Initial meetings held with non-affiliated leagues to build relationships
- Commenced new Futsal league run by FFV with affiliated Futsal centres to build the value proposition
- Realignment of roles in Futsal to create new Business Development Manager role for Futsal
- Full-time NTC program for girls introduced in 2008
- FFV taking a lead position in the implementation of new W-League team in Victoria

Implementing whole of sport/community communication strategy reflective of FFV's desired brand and image. Work has not started on this strategy and is a priority for 2009.

REGIONAL AREAS

Through the support of the Geelong Region Football Association, Bendigo Amateur Soccer League, Echuca-Moama Soccer Association and Football Federation Sunraysia, FFV committed to the employment of four full-time and one part-time Zone Development Coordinator to service the sport state wide. These human resources have been invaluable to the local communities, providing FFV with a presence in regional Victoria whilst servicing the needs of the local community.

Decentralisation of resources to strengthen delivery of football across Victoria is just another positive step forward for FFV to reach more members more frequently with:

- Building partnerships with the regional associations.
- Employment of 4.5 fulltime Zone Development Coordinators
- A new position being formalised for the Ballarat region
- Entering into partnership with University of Ballarat to conduct research into the best models/ programs to encourage girls to participate in football in regional country areas
- Agreement with Local Governments to host State Futsal Championships in regional centres in 2009
- Summer League fixtures being played across the entire State.

MY FOOTBALL CLUB

FFA's plans to implement a national database system continued in 2008 and will see FFV piloting the program with Clubs in Victoria in 2009. The assigned FFV project team will continue in 2009

CLUB DEVELOPMENT

Through the support of the Victorian Government and Football Federation Australia (FFA), FFV launched the **Volunteer Recognition Program (VRP)** in 2008. Over 1000 volunteers state wide registered in the program and were recognised by FFV for their services to football. The program will evolve in 2009 to also include recruitment strategies for clubs as volunteer recruitment has been identified as the second greatest barrier to growing the sport.

The VRP will form one aspect of the new **Football A.C.E Program** set to be piloted in 2009. This program, made possible again through the support of the Victorian Government, is a five level rating and rewards program which provides clubs with check-lists and resources to work through. The anticipated result will be the achievement of club excellence off the field.

COMPETITION DEVELOPMENT

There was the appointment of Customer Service Officers in both the Registrations and Competitions departments to field the peak volume of incoming queries during the competition season.

FFV experienced a significant reduction of multi-bye leagues across all levels of competition in 2008 and saw only 3% of competition leagues containing more than one bye.

The development of FFV tailored Registration Regulations to support the National Registration Regulations (NRR) was introduced and the provision of guidelines with specific respect to all semi-professional and amateur metropolitan competition assisted greatly from the contractual side of the registration process.

Finally the delivery of FFV Club Information Sessions across Victoria, briefing almost 200 member clubs on key competition, registration and disciplinary information helped prepare Clubs for the season ahead as well as fielded enquiries prior to the seasons commencement.

REGISTRATIONS

In preparation for the 2008 season, the Registrations Department presented at a number of Club Information Sessions across metropolitan Melbourne and Regional areas including Geelong, Ballarat, Bendigo, Mildura and Shepparton.

During 2008, the department processed 315 Professional Player contracts, over 200 incoming and outgoing international player clearances and sanctioned 35 tours by FFV teams interstate and overseas.

REFEREE CUSTOMER SERVICE

Centralized appointments for 8 new Leagues, including Women's, Metropolitan and Under 18 as well as the perennial "pre season practice matches" which increased by 30% prior to the commencement of season 2009 has increased demand on referees and the administration of referees.

The implementation of hardware infrastructure and software platform to regional Referee Appointment Officers ultimately improved efficiencies in the production and communication of appointments throughout the year and assisted in the delivery of training services.

TRIBUNAL AND DISCIPLINE

2008 saw the introduction of the new Grievance Disciplinary and Tribunal (GDT) By-law 10 which formed a solid framework for conducting operations in the Office of the Tribunal and Disciplinary Manager and in the broader Department. The new empowering document was easy to understand and ensured the smooth administration of matters relating to grievance, discipline and tribunal affairs.

The Tribunal and Disciplinary Department administrated over 1,700 suspensions arising out of red cards and/or an accumulation of yellow cards in 2008; in 2007 that number was approximately 1,250. In addition, this year, a further 9,802 yellow cards were processed.

TRIBUNAL/APPEALS BOARD

Over 160 Tribunal, Appeals Board and/or Arbitration matters were heard this year. That number is comparative to 2007. This year, hearings were generally conducted at the Psychologists Registration Board in the Melbourne CBD. The new hearing rooms enabled the Tribunal and Appeals Board operations to run efficiently and effectively and provided a more court like environment in which to conduct hearings.

GAME DEVELOPMENT

We saw the introduction of online registration for all programs – Coaching, State Squad nominations, Futsal competitions, Regional Academies Update and more user friendly website.



LEADERSHIP

Provide leadership and influence that strengthens
Victorian football across the state

FFV BOARD OF DIRECTORS

The FFV Board of Directors continued to plough through the big issues in 2008 and as part of the strategy towards covering all bases saw the implementation of a Board Charter.

With the organisational structure now set the second half of 2008 saw a staffing restructure take place in order to best align against the future plans for the organisation.

In 2008 FFV strengthened and formalised strategic partnerships by completing and resourcing a government relationship strategy which is to be driven by new Government Relationship Manager, Maria Berry.

Discussions were held between FFV and Melbourne Victory FC surrounding charter agreement opportunities whilst independently assessing the performance and skill sets of the FFV Board with the view to appoint appropriately qualified directors to address any skill gaps the Board may be presently experiencing.

FFV STAFF

Operationally, FFV developed an appropriate organisational structure and team of people to execute the strategic intent for the organisation going forward and saw the introduction of a new organisational structure review as well as the appointment of six (6) newly created positions consisting of General Manager of Football, General Manager Business Operations, General Manager Business Development, Technical Director, Summer League Business Development Manager and Government Relationship Manager.

Development around the implementation of a robust and highly accountable Performance Management System continued in 2008 including a Board Charter and Staff Culture Day to develop service level charters being a high priority operationally for the organisation.



**ZONE REGIONS OF VICTORIA
BOYS DEVELOPMENT PATHWAY
GIRLS DEVELOPMENT PATHWAY
2008 REGISTRATIONS SUMMARY**

ZONE REGIONS OF VICTORIA

Zones in Victoria



Zones in Metro Melbourne



BOYS DEVELOPMENT PATHWAY

Age	Community	State	National	International
21+	Club	Zone Team	A-League Overseas League Victorian Rep Team	Socceroos Olyroos
19-20	Club	Zone Team	A-League NYL Victorian Rep Team	Olyroos Young Socceroos
17-18	Club	Zone Team	NYL Victorian Rep Team	AIS Young Socceroos
15-16	Club	Zone Teams Country Champs	VIS State Teams	AIS Joeys
13-14	Club 11v11	Zone Team Country Champs	VIS State Teams	
10-12	SSG Club	U12 Zones Country Champs		
6-10	SSG Club			

GIRLS DEVELOPMENT PATHWAY

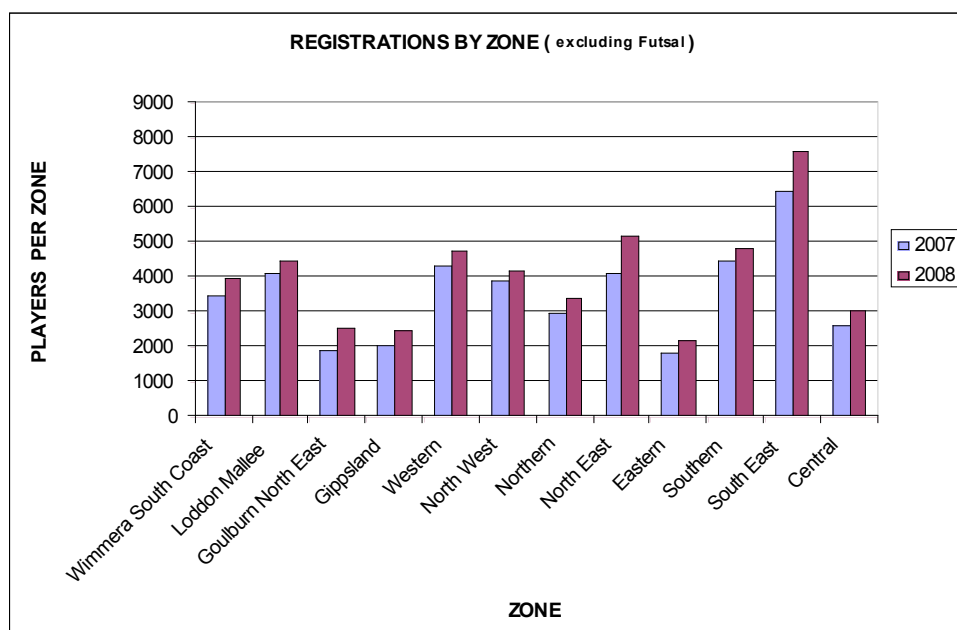
Age	Community	State	National	International
21+	Club	Zone Teams	W-League/VIS	Matildas AIS
19-20	Club	Zone Teams	W- League/VIS	Matildas Young Matildas AIS
17-18	Club	Zone Teams	W- League/VIS State Teams	Young Matildas AIS
15-16	Club	Zone Teams State Trials Country Champs	State Teams NTC	
13-14	Club 11v11	Zone Team State Trials Country Champs	State Teams NTC	
10-12	SSG Club	U12 Zone Country Champs		
6-10	SSG Club			

2008 REGISTRATIONS SUMMARY

2008 Outdoor Registrations Summary	Total No.	% Increase on 2007
Total Outdoor Player Registrations	48,889	18.64%
Male Player Registrations	40,534	18.45%
Female Player Registrations	8,355	19.54%
Number of Professional Player Registrations	315	n/a
Number of Players Over 18 (Seniors)	10,034	7.65%
Number of Players 18 and under (Juniors)	38,855	21.85%
Number of Male Players Over 18 (Seniors)	8,576	6.91%
Number of Female Players Over 18 (Seniors)	1,458	12.24%
Number of Male Players 18 and under (Juniors)	31,958	21.99%
Number of Female Players 18 and under (Juniors)	6,897	21.21%

2008 Futsal Registrations Summary	Total No.	% Increase on 2007
Total Futsal Player Registrations	2,915	68.69%
Male Player Registrations	2,555	84.47%
Female Player Registrations	360	4.90%
Number of Players Over 18 (Seniors)	800	49.25%
Number of Players 18 and under (Juniors)	2,115	77.43%
Number of Male Players Over 18 (Seniors)	743	58.87%
Number of Female Players Over 18 (Seniors)	57	- 8.58%
Number of Male Players 18 and under (Juniors)	1,812	97.60%
Number of Female Players 18 and under (Juniors)	303	10.18%

2008 Registrations Summary	Total No.	% Increase on 2007
Total Outdoor Registrations	48,889	18.64%
Total Futsal Registrations	2,915	68.69%
2008 TOTAL REGISTRATIONS	51,804	26.29%





FOOTBALL
FEDERATION
VICTORIA

2008 - Year in Review



FINANCIAL SUMMARY

FINANCIAL SUMMARY

The Board and Management of FFV are pleased to announce a surplus of \$111,130 for the 2008 financial year. The financial statements have been audited by Grant Thornton and they have issued an unqualified audit opinion.

KEY HIGHLIGHTS

- A growth rate of 18% for registrations has seen an increase in fees of \$337,025 from the 2007 year.
- The Federation was successful in an application to the State Revenue Office to have payroll tax on referee payments refund. This has resulted in a one-off revenue windfall of \$176,222.
- There has been an increase in salaries expense due to the creation of 4.5 positions for regional Zone Development Co-ordinator positions and the appointment of 2 additional Customer Service staff for registrations and competitions
- 2008 also saw a major staffing restructure which resulted in one-off costs for a number of redundancies and the recruitment for six new positions.
- In anticipation of implementing the national CRM, MyFootballClub, the final \$79,014 in depreciation has been written off for the iMIS and SportNet system.
- During the financial year, the Board agreed to a change in accounting policy in relation to valuing the investment property at 236 Dorcas St, South Melbourne. The investment property will now be recorded in the financial statements at fair value and this has been reflected in the balance sheet of the financial statements. The property was valued at the 31st October 2008 for \$1,600,000, which is \$60,000 less than the 2007 valuation of \$1,660,000. This \$60,000 reduction in value has been recorded in the profit and loss statement.

CHALLENGES AND OPPORTUNITIES GOING FORWARD

In growing the asset base of the Federation and thus securing its financial viability, the FFV must develop non-traditional revenue streams to enable growth and capacity to deliver.

An outcome of the Strategic Plan is that by 2011 FFV will have developed a safety net of cash assets of \$2.5m. To achieve this outcome we must budget for surpluses over the next 3 years.

The introduction of a Melbourne Victory women's team in the W-League is an opportunity to attract more women to the game with the flow on effect of increased registrations. The operational costs of the W-League team will be met by FFV.

FINANCIAL SUMMARY

FOOTBALL FEDERATION VICTORIA

Income Statement

For the year ended 31 October 2008

	Note	2008 \$	2007 \$
Revenue	2(a)	6,586,257	6,430,204
Other Revenue	2(b)	761,270	599,112
		<u>7,347,527</u>	<u>7,029,316</u>
Employee benefits expense		(2,737,281)	(2,128,542)
Depreciation and amortisation	3	(357,447)	(431,046)
Coaching and development expenses		(635,573)	(887,147)
Finance and borrowing costs	3	(63,398)	(62,790)
Match and competition costs		(779,975)	(1,269,746)
Levies and affiliation costs		(618,152)	(298,839)
Referee expenditure		(54,717)	(84,416)
Advertising, promotion and marketing		(43,460)	(109,041)
Information technology expenses		(196,740)	(91,186)
Changes in the value of investment property		(60,000)	(70,000)
Administration expenses		<u>(1,689,654)</u>	<u>(1,610,527)</u>
		<u>(7,236,397)</u>	<u>(7,043,279)</u>
Surplus / (Deficit) from operations		<u>111,130</u>	<u>(13,964)</u>

FINANCIAL SUMMARY

Balance Sheet

For the year ended 31 October 2008

	Note	2008 \$	2007 \$
ASSETS			
Current assets			
Cash and cash equivalents	4	624,581	373,993
Trade and other receivables	5	551,046	482,293
Inventories	6	66,203	80,096
Other current assets	7	47,958	55,152
Total current assets		<u>1,289,788</u>	<u>991,534</u>
Non-current assets			
Property, plant and equipment	8	765,322	1,076,012
Investment property	9	1,600,000	1,660,000
Total non-current assets		<u>2,365,322</u>	<u>2,736,012</u>
TOTAL ASSETS		<u>3,655,110</u>	<u>3,727,546</u>
LIABILITIES			
Current Liabilities			
Trade and other payables	10	537,498	631,318
Interest bearing loans and borrowings	11	72,895	107,160
Employee benefits	12	153,121	121,894
Income in advance	13	197,224	203,019
Total current liabilities		<u>960,737</u>	<u>1,063,391</u>
Non-current liabilities			
Interest bearing loans and borrowings	11	509,542	582,437
Employee benefits	12	10,034	18,050
Total non-current liabilities		<u>519,576</u>	<u>600,487</u>
TOTAL LIABILITIES		<u>1,480,313</u>	<u>1,663,878</u>
NET ASSETS		<u>2,174,798</u>	<u>2,063,668</u>
MEMBERS' FUNDS			
Building Trust Fund		964,079	964,079
Accumulated surplus		1,210,719	1,099,589
TOTAL MEMEBERS FUNDS		<u>2,174,798</u>	<u>2,063,668</u>

FINANCIAL SUMMARY

Statement of Changes in Members' Funds For the year ended 31 October 2008

	Note	Building Trust Fund \$	Accumulated surplus \$	Members Funds \$
Balance at 1 November 2006		964,079	424,411	1,388,490
Retrospective adjustment for change in accounting policy	1(o)	-	689,142	689,142
Restated balance at 1 November 2006		964,079	1,113,553	2,077,632
Surplus from operations		-	(13,964)	(13,964)
Balance as at 31 October 2007		964,079	1,099,589	2,063,668
Surplus from operations		-	111,130	111,130
Balance as at 31 October 2008		<u>964,079</u>	<u>1,210,719</u>	<u>2,174,798</u>

Cash Flow Statement For the year ended 31 October 2008

	Note	2008 \$	2007 \$
Cash flows from operating activities:			
Receipts from customers		7,213,387	6,866,122
Payments to suppliers and employees		(6,801,498)	(6,286,873)
Finance and borrowing costs		(63,398)	(62,790)
Interest received		60,740	35,127
Total cash from operating activities	15(a)	<u>409,231</u>	<u>551,586</u>
Cash flow from investing activities:			
Payments for plant and equipment		(52,820)	(189,384)
Net cash used by investing activities		<u>(52,820)</u>	<u>(189,384)</u>
Cash flows from financing activities:			
Repayment of borrowings		(66,499)	(63,134)
Payment for finance leases		-	(29,523)
Net cash used by financing activities		<u>(66,499)</u>	<u>(92,657)</u>
Net cash increase in cash and cash equivalents		289,911	269,545
Cash and cash equivalents at beginning of year		334,670	65,125
Cash and cash equivalents at end of year	4	<u>624,581</u>	<u>334,670</u>

FINANCIAL SUMMARY

Notes to the Financial Statements

For the year ended 31 October 2008

1 Statement of Significant Accounting Policies

(a) Corporate information

The financial report is for the Football Federation Victoria Incorporated as an individual entity as an association incorporated in Victoria under the Associations Incorporations Act 1981.

The financial report of Football Federation Victoria Incorporated was authorised for issue by the Committee on 8 December 2008.

The following is a summary of the material accounting policies adopted by the Federation in preparation of the financial report. The accounting policies have been consistently applied, unless otherwise stated.

(b) Basis of Preparation

The financial report is a general purpose financial report that has been prepared in accordance with Australian Accounting Standards, Australian Accounting Standards Board Interpretations, other authoritative pronouncements of the Australian Accounting Standards Board and the requirements of the Associations Incorporations Act 1981.

The financial report has been prepared on a historical cost basis, modified by the revaluation of selected non-current assets, and financial assets and financial liabilities for which the fair value basis of accounting has been applied.

(c) Adoption of new and revised Accounting Standards

Standards applied for the first time

AASB 7 Financial Instruments: Disclosures

Football Federation Victoria Incorporated have adopted *AASB 7 Financial Instruments: Disclosures* and all consequential amendments for the first time in its 2008 consolidated financial statements. This standard has been applied retrospectively, i.e. with amendments to the presentation of items disclosed in the 2007 accounts.

The 2007 comparatives contained in these financial statements therefore differ from those published in the financial statements for the year ended 30 June 2007 in presentation only. No changes have been made to the recognition or measurement criteria associated with of any amounts disclosed in the 2007 accounts.

AASB 7 Financial Instruments: Disclosures is mandatory for reporting periods beginning on or after 1 January 2007. The new Standard replaces and amends disclosure requirements previously set out in *AASB 132 Financial Instruments: Presentation and Disclosures*. All disclosures relating to financial instruments including all comparative information have been updated to reflect the new requirements.

In particular, the Federation's financial statements now feature:

- a sensitivity analysis to explain the Federation's market risk exposure in regards to its financial instruments; and
- a maturity analysis that shows the remaining contractual maturities of financial liabilities of the Federation at the balance sheet date.

The first-time application of *AASB 7* however has not resulted in any prior-period adjustments of cash-flows, net income or balance sheet line items.

Critical Accounting Estimates and Judgements

The preparation of a financial report in conformity with Australian Accounting Standards requires management to make estimates, judgements and assumptions based on historical knowledge and best available current information. Estimates assume a reasonable expectation of future events and are based on current trends and economic data obtained both externally and within the Federation. Actual results may differ from the estimates.

FINANCIAL SUMMARY

Notes to the Financial Statements

For the year ended 31 October 2008

1 Statement of Significant Accounting Policies (Cont)

(d) Income tax

Football Federation Victoria Incorporated is exempt from income tax in accordance with the provisions of the Income Tax Assessment Act. Football Federation Victoria Incorporated is a not for profit entity which is established for developing and promoting football within Victoria.

(e) Property, Plant and Equipment

Each class of property, plant and equipment is carried at cost, less any accumulated depreciation and impairment losses.

Cost includes expenditures that are directly attributable to the acquisition of the asset.

Depreciation

The depreciable amount of all fixed assets including capitalised leased assets, but excluding freehold land, is depreciated on a straight-line basis over their useful lives to the Federation commencing from the time the asset is held ready for use. Leasehold improvements are depreciated over the shorter of either the unexpired period of the lease or the estimated useful lives of the improvements.

In 2007 the Federation decided to move to Football Federation Australia's CRM system and therefore reduced the remaining useful life of the current IMIS system to 1 year ending 31 October 2008.

The depreciation rates used for each class of depreciable assets are:

Class of Asset	Depreciation Rates	Depreciation Basis
Leasehold improvements	10 - 33	Straight Line
Leased motor vehicles	22.5	Straight Line
Leased office equipment	33	Straight Line
Motor vehicles	20	Straight Line
Office equipment and software	17 - 40	Straight Line
Furniture, fixture and fittings	10 - 33	Straight Line

The assets' carrying value and useful lives are reviewed, and adjusted if appropriate, at each balance sheet date.

(f) Cash and Cash Equivalents

Cash and cash equivalents include cash on hand, deposits held at call with banks, other short-term highly liquid investments with original maturities of three months or less, and bank overdrafts. Bank overdrafts are shown within short-term borrowings in current liabilities on the balance sheet.

(g) Impairment of Assets

At each reporting date, the Federation reviews the carrying values of its tangible assets to determine whether there is any indication that those assets have been impaired. If such an indication exists, the recoverable amount of the asset, being the higher of the asset's fair value less costs to sell and value in use, is compared to the assets' carrying value. Any excess of the asset's carrying value over its recoverable amount is expensed to the income statement.

(h) Trade and other receivables

Trade receivables, are recognised and carried at original invoice amount less an allowance for any uncollectible amounts. An estimate for doubtful debts is made when collection of the full amount is no longer probable. Bad debts are written off when identified.

FINANCIAL SUMMARY

Notes to the Financial Statements

For the year ended 31 October 2008

1 Statement of Significant Accounting Policies (Cont)

(i) Inventories

Inventories are measured at the lower of cost and net realisable value. Net realisable value is the estimated selling price in the ordinary course of business less the estimated selling expenses.

Inventories held for distribution are measured at the lower of cost and current replacement cost. Current replacement cost is the cost the Federation would incur to acquire the assets on 31 October 2008.

(j) Trade and Other Payables

Trade payables and other payables are carried at amortised cost and represent liabilities for goods and services provided to Football Federation Victoria prior to the end of the financial year that are unpaid and arise when Football Federation Victoria becomes obliged to make future payments in respect of the purchase of these goods and services.

(k) Employee Benefits

Wages, Salaries and Annual Leave

Liabilities for wages, salaries and annual leave that are expected to be settled within 12 months of the reporting date represent present obligations resulting from employees' services provided to reporting date. They are calculated at undiscounted amounts based on remuneration wage and salary rates that Football Federation Victoria expects to pay as at reporting date including related on-costs, such as workers compensation insurance, superannuation and payroll tax.

Long-term service benefits

The Federation's net obligation in respect of long-term service benefits, is the amount of future benefit that employees have earned in return for their service in current and prior periods. The obligation is calculated using expected future increases in wage and salary rates including related on-costs and expected settlement dates, and is discounted using the rates attached to the Commonwealth Governments bonds at the balance sheet date which have maturity dates approximating the to terms of Football Federation Victoria's obligations.

Superannuation

The amount charged to the Income Statement in respect of superannuation represents the contributions made by Football Federation Victoria to superannuation funds during the period.

(l) Revenue

Revenue is recognised to the extent that it is probable that the economic benefits will flow to Football Federation Victoria and the revenue can be reliably measured.

Rendering of services

Revenue from the rendering of a service is recognised upon the delivery of the service to the customers. Where the period of service delivery extends beyond year end, a share of the revenue is recognised as income in advance.

Sale of Goods

Revenue is recognised when the significant risks and rewards of ownership of the goods have passed to the buyer and the costs incurred or to be incurred in respect of the transaction can be measured reliably. Risks and rewards of ownership are considered passed to the buyer at the time of delivery of goods to the customer.

Interest Income

Interest revenue is recognised on a proportional basis taking into account the interest rates applicable to the financial assets.

Other revenue is recognised when the right to receive the revenue has been established.

All revenue is stated net of the amount of goods and services tax (GST).

FINANCIAL SUMMARY

Notes to the Financial Statements

For the year ended 31 October 2008

1 Statement of Significant Accounting Policies (Cont)

(m) Goods and Services Tax (GST)

Revenues, expenses and assets are recognised net of the amount of GST, except where the amount of GST incurred is not recoverable from the Australian Taxation Office. In these circumstances the GST is recognised as part of the cost of acquisition of the asset or as part of an item of the expense. Receivables and payables in the balance sheet are shown inclusive of GST.

Cash flows are presented in the cash flow statement on a gross basis, except for the GST component of investing and financing activities, which are disclosed as operating cash flows.

(n) Leases

Leases of fixed assets, where substantially all the risks and benefits incidental to the ownership of the assets, but not the legal ownership, are transferred to the Federation are classified as finance leases.

Finance leases are capitalised recording the asset and a liability at the lower of the amount equal to the fair value of the leased asset or the present value of the minimum lease payments, including any guaranteed residual values. Lease payments are allocated between the reduction of the lease liability and the lease interest expense for the period.

Leased assets are depreciated on a straight line basis over their estimated useful lives where it is likely that the Federation will obtain ownership of the asset, or over the term of the lease.

Lease payments for operating leases, where substantially all the risks and benefits remain with the lessor, are charged as expenses in the periods in which they are incurred. Lease incentives made under operating leases are recognised as a liability and amortised on a straight-line basis over the life of the lease term.

(o) Investment property

Property

In accordance with the Trust Deed dated 24 February 1997 (the "Building Trust") the freehold land and buildings were gifted to Football Federation Victoria. The Football Federation Victoria has a present entitlement to the income and residual benefits derived from the freehold land and buildings.

Investment properties are measured initially at cost, including transaction costs.

Subsequent to initial recognition, investment properties are carried at fair value, determined annually by independent valuers. Changes to fair value are recorded in the income statement.

During the year the Federation has elected to change its accounting policy in relation to the recognition and measurement of the investment property.

The fair value of the investment property represents the amount at which the assets could be exchanged between a knowledgeable willing buyer and a knowledgeable willing seller in arm's length transaction.

Change in Accounting Policy

The policy of measuring the investment property of the Federation was under the cost model. The Federation has elected to adopt the fair value model of measurement in respect to the investment property as it provides more reliable and relevant information regarding the market value of the investment property at balance date.

The policy has been applied retrospectively and comparative information in relation to the 2007 financial year has been restated accordingly as consistent with AASB 108 *Accounting Policies, changes in accounting estimates and errors*. The following adjustments were made as at 31 October 2007 and 1 November 2006.

FINANCIAL SUMMARY

Notes to the Financial Statements

For the year ended 31 October 2008

1 Statement of Significant Accounting Policies (Cont)

(o) Investment property (cont)

Financial report line / balance affected	31 October 2006			31 October 2007		
	Reported \$	Restatement \$	Restated \$	Reported \$	Restatement \$	Restated \$
Balance Sheet Extract						
Non-Current Assets						
Investment Property	1,040,858	689,142	1,730,000	1,029,447	630,553	1,660,000
Total Assets	3,394,612	689,142	4,083,754	3,096,993	630,553	3,727,546
Net Assets	1,388,490	689,142	2,077,632	1,433,115	630,553	2,063,668
Member's Funds						
Accumulated surplus	424,411	689,142	1,113,553	469,036	630,553	1,099,589
Total Members' funds	1,388,490	689,142	2,077,632	1,433,115	630,553	2,063,668
Income Statement Extract						
Expenses						
Changes in value of investment property	-	677,731	677,731	-	(70,000)	(70,000)
Depreciation	(341,976)	11,411	(330,565)	(442,457)	11,411	(431,046)
Net Profit / (Loss)	64,466	689,142	753,608	44,625	(58,589)	(13,964)

(p) Financial Instruments

Financial Assets

Financial assets are divided into the following categories which are described in detail below:

- loans and receivables;
- financial assets at fair value through profit or loss;
- available-for-sale financial assets; and
- held-to-maturity investments.

The Federation has determined that it does not hold any assets in the above categories except for loans and receivables which are defined below.

Financial assets are assigned to the different categories on initial recognition, depending on the characteristics of the instrument and its purpose. A financial instrument's category is relevant to the way it is measured and whether any resulting income and expenses are recognised in profit or loss or directly in equity.

Generally, the Federation recognises all financial assets using settlement day accounting.

An assessment of whether a financial asset is impaired is made at least at each reporting date.

All income and expenses relating to financial assets are recognised in the income statement line item "finance income" or "finance costs", respectively.

Loans and receivables

Loans and receivables are non-derivative financial assets with fixed or determinable payments that are not quoted in an active market. They arise principally through the provision of goods and services to customers but also incorporate other types of contractual monetary assets.

After initial recognition these are measured at amortised cost using the effective interest method, less provision for impairment. Any change in their value is recognised in profit or loss.

The Federation's trade and other receivables fall into this category of financial instruments.

FINANCIAL SUMMARY

Notes to the Financial Statements

For the year ended 31 October 2008

1 Statement of Significant Accounting Policies (Cont)

(q) Interest-bearing Loans and Borrowings

All loans and borrowings are initially recognised at the fair value of the consideration received less directly attributable transaction costs.

After initial recognition, interest-bearing loans and borrowings are subsequently measured at amortised cost using the effective interest method. Fees paid on the establishment of loan facilities that are yield related are included as part of the carrying amount of the loans and borrowings.

Borrowings are classified as current liabilities unless the Federation has an unconditional right to defer settlement of the liability for at least 12 months after the balance sheet date.

Borrowing costs

Borrowing costs are recognised as an expense when incurred.

Gains and losses are recognised in profit or loss when the liabilities are derecognised.

(r) New Accounting Standards and AASB Interpretations

Certain new accounting standards and AASB Interpretations have been published that are not mandatory for 31 October 2008 reporting period but contain an option for early adoption.

The Federation has reviewed each of the new standards and interpretations and is satisfied that they have no impact on the reported financial position and performance of the Federation for the year ended 31 October 2008 and therefore there has been no early adoption of these standards, with the exception of AASB 8 Operating Segments and AASB 2007-2008 Amendments to Australian Accounting Standards.

(s) Comparative figures

When required by Accounting Standards, comparative figures have been adjusted to conform to changes in presentation for the current financial year.

FINANCIAL SUMMARY

Notes to the Financial Statements For the year ended 31 October 2008

	Note	2008 \$	2007 \$
2 Revenue			
2(a) Operating revenue			
- Fees and levies		4,477,815	4,140,790
- Sponsorships and grants		557,533	535,451
- License fees		221,121	150,044
- Coaching and development		602,989	644,371
- Fines and appeals		369,235	214,539
- Referee fees		222,312	184,275
- Events		135,274	200,411
- Academy program income		(22)	360,323
Total operating revenue		<u>6,586,257</u>	<u>6,430,204</u>
2(b) Other revenue			
- Rental income from investment property		202,763	184,688
- Refund of payroll tax		176,222	-
- Other revenue		321,545	379,297
<i>Finance Income</i>			
- Bank Interest		60,740	35,127
Total other revenue		<u>761,270</u>	<u>599,112</u>
3 Expenses included in income statement			
Cost of sales		68,457	85,962
<i>Finance costs and borrowings paid:</i>			
- other persons		61,922	60,620
- finance lease charges		1,476	2,170
		<u>63,398</u>	<u>62,790</u>
Bad and doubtful debts		21,688	6,201
Registered players insurance		405,453	747,420
FFA levy		488,864	268,569
Contractors & legal fees		340,773	174,544
<i>Depreciation of non-current assets:</i>			
- Leasehold improvements		122,427	127,030
- Motor vehicles		1,250	7,504
- Office equipment and software		149,992	185,098
- Additional depreciation - IMIS software		79,014	79,014
- Furniture, fixture and fittings		4,764	13,311
- Office equipment under lease		-	19,089
Total depreciation and amortisation of non-current assets		<u>357,447</u>	<u>431,046</u>

FINANCIAL SUMMARY

Notes to the Financial Statements For the year ended 31 October 2008

	Note	2008 \$	2007 \$
4 Cash and cash equivalents			
Cash at bank and on hand		<u>624,581</u>	<u>373,993</u>

The effective interest rate on bank balances was 5.25% (2007: 5.1%)

Cash at the end of the financial year as shown in the statement of cash flows is reconciled to items in the balance sheet as follows:

Cash at bank		624,581	373,993
Bank Overdraft	11	-	(39,323)
		<u>624,581</u>	<u>334,670</u>

5 Trade and other receivables

CURRENT

Trade receivables		396,931	543,264
Provision for doubtful debts		(62,107)	(63,251)
		<u>334,824</u>	<u>480,013</u>
Other receivables		40,000	2,280
Receivable for payroll tax refund		176,222	-
		<u>551,046</u>	<u>482,293</u>

Trade receivables have been aged according to their original due date in the below ageing analysis. The carrying value of trade receivables is considered a reasonable approximation of fair value due to the short-term nature of the balances.

We have used the following basis to assess the doubtful debt required for trade receivables:

- an individual account by account assessment based on past credit history; and
- any prior knowledge of debtor insolvency or other credit risk and
- working with stakeholders on a monthly basis to assess past due to determine recoverability

As at 31 October 2008, trade receivables with a carrying amount of \$334,824 (2007: \$480,013) were past due but not doubtful. These trade receivables are not considered doubtful as they comprise customers who are entities with good debt history and are therefore considered recoverable.

The maximum exposure to credit risk at the reporting date is the fair value of each class of receivable in the financial statements. The association does not hold any collateral as security over any receivable balance.

Refer to note 17 for more information on the risk management policy of the association.

	2008		2007	
The aging of the impaired receivables are:	Gross \$	Allowance \$	Gross \$	Allowance \$
Not past due	121,726	-	126,508	-
Past due 0-30 days	74,587	-	100,149	-
Past due 31-60 days	50,418	-	143,065	-
Past due 61-90 days	150,200	(62,107)	173,542	(63,251)
TOTAL	<u>396,931</u>	<u>(62,107)</u>	<u>543,264</u>	<u>(63,251)</u>

The age of receivables past due but not impaired is as follows:

	2008 \$	2007 \$
Not more than 3 months	187,878	369,722
More than 3 months but not more than 6 months	150,200	63,251
TOTAL	<u>338,078</u>	<u>432,973</u>

FINANCIAL SUMMARY

Notes to the Financial Statements

For the year ended 31 October 2008

	Note	2008 \$	2007 \$
5 Trade and other receivables (cont)			
An allowance has been made for estimated irrecoverable trade receivable amounts arising from the past provision of services. This provision has remained consistent with prior year.			
There are no impaired assets within other receivables and it is expected that other receivables balances will be received when due.			
6 Inventories			
<i>Inventory at lower of cost and net realisable value</i>			
Merchandise		<u>66,203</u>	<u>80,096</u>
7 Other Current Assets			
Prepayments		<u>47,958</u>	<u>55,152</u>
8 Property, Plant and Equipment			
LAND AND BUILDINGS			
Leasehold improvements (State Soccer Centre) at cost		1,172,237	1,171,088
Less accumulated depreciation		<u>(426,469)</u>	<u>(304,043)</u>
		<u>745,768</u>	<u>867,045</u>
Total land and buildings		<u>745,768</u>	<u>867,045</u>
PLANT AND EQUIPMENT			
Motor vehicles at cost		29,386	29,386
Less accumulated depreciation		<u>(29,386)</u>	<u>(29,386)</u>
		<u>-</u>	<u>-</u>
Motor vehicles under lease		22,509	28,571
Less accumulated depreciation		<u>(22,509)</u>	<u>(21,259)</u>
		<u>-</u>	<u>7,312</u>
Office equipment and software at cost		972,401	1,078,581
Less accumulated depreciation		<u>(963,342)</u>	<u>(892,186)</u>
		<u>9,059</u>	<u>186,395</u>
Office equipment under lease		171,789	171,789
Less accumulated depreciation		<u>(171,789)</u>	<u>(171,789)</u>
		<u>-</u>	<u>-</u>
Furniture, fixtures and fittings		138,291	137,546
Less accumulated depreciation		<u>(127,795)</u>	<u>(122,286)</u>
		<u>10,496</u>	<u>15,260</u>
Total plant and equipment		<u>19,555</u>	<u>208,967</u>
Total property, plant and equipment		<u>765,322</u>	<u>1,076,012</u>

FINANCIAL SUMMARY

Notes to the Financial Statements

For the year ended 31 October 2008

8 Property Plant and Equipment (Cont)

(a) Movements in carrying amounts

2008	Leasehold improvements	Motor Vehicles	Office equipment	Furniture, fixture & fittings	Total
	\$	\$	\$	\$	\$
Balance at the beginning of year	867,046	7,312	186,394	15,260	1,076,012
Additions	1,149	-	51,671	-	52,820
Disposals		(6,062)			(6,062)
Depreciation expense	(122,427)	(1,250)	(229,006)	(4,764)	(357,447)
Carrying amount at the end of year	<u>745,768</u>	<u>-</u>	<u>9,059</u>	<u>10,496</u>	<u>765,323</u>

2007	Leasehold improvements	Motor Vehicles	Office equipment	Furniture, fixture & fittings	Total
	\$	\$	\$	\$	\$
Balance at the beginning of year	900,141	14,816	376,748	25,968	1,317,673
Additions	93,935	-	92,847	2,603	189,385
Depreciation expense	(127,030)	(7,504)	(283,201)	(13,311)	(431,046)
Carrying amount at the end of year	<u>867,046</u>	<u>7,312</u>	<u>186,394</u>	<u>15,260</u>	<u>1,076,012</u>

FINANCIAL SUMMARY

Notes to the Financial Statements For the year ended 31 October 2008

	Note	2008 \$	2007 \$
9 Investment property			
Balance at beginning of the year		1,660,000	1,730,000
Acquisitions		-	-
Fair value adjustments		(60,000)	(70,000)
Balance at end of the year		<u>1,600,000</u>	<u>1,660,000</u>

The association applies the fair value model in valuing the investment property. A valuation of the association's investment property was carried out by a registered independent valuer at October 2008 on the basis of open freehold market values subject to its existing tenancy.

10 Trade and other Payables

Unsecured liabilities

Trade payables	292,480	433,506
Other payables and accruals	245,018	197,812
	<u>537,498</u>	<u>631,318</u>

11 Interest bearing loans and borrowings

CURRENT

Secured liabilities

Bank overdraft	-	39,323
Loan - State Soccer Centre	72,895	67,837
	<u>72,895</u>	<u>107,160</u>

NON CURRENT

Secured liabilities

Loan - State Soccer Centre	509,542	582,437
	<u>509,542</u>	<u>582,437</u>

The loan for the State Soccer Centre commenced in April 2005 and is payable over 10 years to the City of Darebin Council with payments made quarterly in arrears. Interest is charged at 7.25% per annum and is at a fixed rate.

12 Employee benefits

CURRENT

Annual leave	145,750	115,538
Long service leave	7,371	6,356
	<u>153,121</u>	<u>121,894</u>

NON CURRENT

Long service leave	10,034	18,050
--------------------	--------	--------

(a) Aggregate employee benefits	<u>163,155</u>	<u>139,944</u>
(b) Number of employees at year end	38	32

FINANCIAL SUMMARY

Notes to the Financial Statements For the year ended 31 October 2008

	Note	2008 \$	2007 \$
13 Income in advance			
CURRENT			
Income in advance		<u>197,224</u>	<u>203,019</u>
14 Capital and leasing commitments			
<i>(a) Operating Lease Commitments</i>			
Non-cancellable operating leases contracted for but not capitalised in the financial statements			
- not later than one year		18,942	18,942
- later than one year and not later than five years		52,091	71,033
Total finance lease liability		<u>71,033</u>	<u>89,975</u>
15 Cash Flow Information			
(a) Reconciliation of Cash Flow from Operations with Profit from Ordinary Activities			
Surplus from ordinary activities		111,130	(13,964)
Non-cash flows in profit from ordinary activities			
Depreciation & amortisation		357,447	431,046
Change in value of investment property		60,000	70,000
Changes in assets and liabilities:			
Increase/(decrease) in trade and other receivables		(68,752)	167,257
Increase/(decrease) in prepayments		13,255	32,444
Increase/(decrease) in inventories		13,893	92,153
(Increase)/decrease in trade payables and accruals		(95,159)	(223,741)
(Increase)/decrease in unearned income		(5,794)	-
(Increase)/decrease in provisions		23,210	(3,610)
Net cash and cash equivalents from operating activities		<u>409,231</u>	<u>551,586</u>
(b) Credit Standby Arrangements with banks			
Overdraft facility		100,000	100,000
Amount utilised		-	-
Unused credit facility		<u>100,000</u>	<u>100,000</u>
Banking overdraft			
Bank overdraft facility is arranged with the Commonwealth Bank of Australia with the general terms and conditions being set and agreed to annually.			
16 Auditor's Remuneration			
Remuneration of the auditor of Football Federation Victoria for:			
- Audit services		20,000	17,500
- Other services		4,500	7,500
		<u>24,500</u>	<u>25,000</u>

FINANCIAL SUMMARY

Notes to the Financial Statements

For the year ended 31 October 2008

17 Financial Instrument Risk Management

The Federation is exposed to a variety of financial risks through its use of financial instruments.

This note discloses the association's objectives, policies and processes for managing and measuring these risks.

The association's overall risk management plan seeks to minimise potential adverse effects due to the unpredictability of financial markets.

The association does not actively engage in the trading of financial assets for speculative purposes nor does it write options. The most significant financial risks to which the association is exposed to are described below.

Specific risks

- Market risk (relates to interest rate risk as the association has no exposure to foreign exchange risk);
- Credit risk ; and
- Liquidity risk.

Financial assets / liabilities used

The principal categories of financial assets / liabilities used by the association are:

- Trade receivables
- Cash at bank
- Darebin City Council borrowings
- Trade and other payables

Objectives, policies and processes

The risk management policies of the federation seek to mitigate the above risks and reduce volatility on the financial performance of the association. Financial risk management is carried out centrally by the Finance Department of the federation.

(a) Market risk

Interest rate risk

Interest rate risk refers to the risk that the value of a financial instrument or cash flows associated with the instrument will fluctuate due to changes in market interest rates.

The following table outlines the associations financial instruments and the attached effective interest rate.

	Effective Interest Rate			
	2008	2007	2008	2007
	%	%	\$	\$
Australian dollar interest rates				
<i>Financial assets</i>				
Cash and cash equivalents	5.25	5.1	604,218	373,993
Trade receivables	-	-	334,824	480,013
Other receivables	-	-	223,722	223,722
<i>Total financial assets</i>			1,162,764	1,077,728
<i>Financial liabilities</i>				
Bank overdraft	-	-	-	39,323
Trade payables	-	-	292,480	433,506
Sundry payables and accruals	-	-	245,018	197,812
Loan - State Soccer Centre	7.25	7.25	582,437	650,274
<i>Total financial liabilities</i>			1,119,935	1,320,915

The following table illustrates the sensitivity of the profit before income tax in regards to the association's borrowings and the relevant interest rate. A sensitivity of 1per cent is considered to be reasonable given the current economic slow down in both the domestic market. There have been no changes in the assumptions calculating this sensitivity from prior years.

FINANCIAL SUMMARY

Notes to the Financial Statements

For the year ended 31 October 2008

17 Financial Instrument Risk Management (cont)

Interest Rate Sensitivity Analysis

	Interest Revenue		Finance Costs		Net Profit	
	2008	2007	2008	2007	2008	2007
	\$	\$	\$	\$	\$	\$
If interest rates were 1 per cent higher with all other variables held constant - increase/(decrease)	11,569	6,887	-	-	11,569	6,887
If interest rates were 1 per cent lower with all other variables held constant - increase/(decrease)	(11,569)	(6,887)	-	-	(11,569)	(6,887)

(b) Credit risk

Credit risk refers to the risk that a counterparty will default on its contractual obligations results in a financial loss to the

Credit risk arises from cash and cash equivalents, derivative financial instruments and deposits with banks and financial institutions, as well as credit exposure to wholesale and retail customers, including outstanding receivables and committed

The association's exposure to credit risk is limited to the carrying amount of financial assets recognised at the balance sheet date. Management considered that all the financial assets that are not impaired for each of the reporting dates under review are of good credit quality, including those past due.

The credit risk for liquid funds and other short-term financial assets is considered negligible, since the counterparties are reputable banks with high quality external credit ratings.

(c) Liquidity risk analysis

Liquidity risk arises from the Federation's management of working capital and the finance charges and principal repayments on its debt instruments. It is the risk that the Group will encounter difficulty in meeting its financial obligations as they fall due.

Liquidity risk includes the risk that, as a result of our operational liquidity requirements;

- We will not have sufficient funds to settle a transaction on the due date;
- We will be forced to sell financial assets at a value which is less than what they are worth;
- We may be unable to settle or recover a financial asset at all.

To help reduce these risks we:

- have a liquidity policy which targets a minimum and average level of cash and cash equivalents to be maintained; &
- have readily accessible standby facilities and other funding arrangements in place.

FINANCIAL SUMMARY

Notes to the Financial Statements For the year ended 31 October 2008

17 Financial Instrument Risk Management (cont)

Amounts presented below represent the future undiscounted principal and interest cash flows.

	Interest Rate %	12 months \$	1 - 5 years \$	> 5 years \$	Total \$
Financial assets					
Cash and cash equivalents	5.25	624,581	-	-	624,581
Trade receivables	-	334,824	-	-	334,824
Other receivables	-	223,722	-	-	223,722
<i>Total financial assets</i>		<u>1,183,127</u>	<u>-</u>	<u>-</u>	<u>1,183,127</u>
Financial liabilities					
Bank overdraft	-	-	-	-	-
Trade payables	-	(292,480)	-	-	(292,480)
Sundry payables and accruals	-	(245,018)	-	-	(245,018)
Loan - State Soccer Centre	7.25	(72,892)	(454,464)	(55,081)	(582,437)
Finance lease liability	-	-	-	-	-
Income in advance	-	(227,362)	-	-	(227,362)
<i>Total financial liabilities</i>		<u>(837,752)</u>	<u>(454,464)</u>	<u>(55,081)</u>	<u>(1,347,297)</u>
<i>Net Maturity</i>		<u>345,375</u>	<u>(454,464)</u>	<u>(55,081)</u>	<u>(164,170)</u>

The above contractual maturities reflect the gross cash flows, which may differ to the carrying values of the liabilities at the balance sheet date.

(d) Fair value estimation

The fair value of financial assets and financial liabilities must be estimated for recognition and measurement or for disclosure purposes.

The carrying value less impairment provision of trade receivables and payables is a reasonable approximation of their fair values due to the short term nature of the balances. The fair value of financial liabilities for disclosure purposes is estimated by discounting the future contractual cash flows at the current market interest rate that is available to the association for similar financial instruments.

FINANCIAL SUMMARY

Notes to the Financial Statements

For the year ended 31 October 2008

	Note	2008 \$	2007 \$
18 Key management personnel disclosures			
(a) Transactions with key management personnel			
The key management personnel compensation included in 'employee expenses' are as follows:			
Short-term employee benefits		552,937	432,769
Other long term benefits		-	-
Post-employment benefits		47,766	37,892
Termination benefits		138,247	50,195
		<u>738,950</u>	<u>520,856</u>

19 Contingencies

The committee is not aware of any contingencies that warrant disclosure in the financial report.

20 Subsequent Events

No matters or circumstances have arisen between the end of the financial year and the date of this report which have, or may significantly affect the operations of the Association or the state of affairs of the Association in subsequent financial years.

21 Association Details

Registered office

The registered office of the association is:

Football Federation Victoria
John Cain Memorial Park
281 Darebin Road
FAIRFIELD VICTORIA 3078

FINANCIAL SUMMARY

Notes to the Financial Statements

For the year ended 31 October 2008

Statement by Members of the Committee


In the opinion of the committee the financial report as set out on pages 2 to 21:

1. Presents a true and fair view of the financial position of Football Federation Victoria as at 31 October 2008 and its performance for the year ended on that date in accordance with the Accounting Standards in Australia and other mandatory professional reporting requirements in Australia and other authoritative pronouncements of the Australian Standards Board.


2. At the date of this statement, there are reasonable grounds to believe that Football Federation Victoria will be able to pay its debts as and when they fall due.

This statement is made in accordance with a resolution of the committee and is signed for and on behalf of the committee by:

Director



Director



Dated this 9th day of December 2008

Grant Thornton
ABN 13 871 256 387

Level 2
215 Spring Street
Melbourne
Victoria 3000
GPO Box 4984WW
Melbourne
Victoria
3001

T +61 3 8663 6000
F +61 3 8663 6333
E info@grantthorntonvic.com.au
W www.grantthornton.com.au

INDEPENDENT AUDITOR'S REPORT TO THE MEMBERS OF FOOTBALL FEDERATION VICTORIA

Report on the financial report

We have audited the accompanying financial report of Football Federation Victoria, which comprises the balance sheet as at 31 October 2008, and the income statement, statement of changes in member's funds and cash flow statement for the year ended on that date, a summary of significant accounting policies and other explanatory notes and the statement by members of the committee for Football Federation Victoria.

Committee's responsibility for the financial report

The committee of the association is responsible for the preparation and fair presentation of the financial report in accordance with Australian Accounting Standards (including the Australian Accounting Interpretations) and the Associations Incorporation Act 1981. This responsibility includes establishing and maintaining internal controls relevant to the preparation and fair presentation of the financial report that is free from material misstatement, whether due to fraud or error; selecting and applying appropriate accounting policies; and making accounting estimates that are reasonable in the circumstances.

Auditor's responsibility

Our responsibility is to express an opinion on the financial report based on our audit. We conducted our audit in accordance with Australian Auditing Standards, which require us to comply with relevant ethical requirements relating to audit engagements and plan and perform the audit to obtain reasonable assurance as to whether the financial report is free of material misstatement.

An audit involves performing procedures to obtain audit evidence about the amounts and disclosures in the financial report. The procedures selected depend on the auditor's judgement, including the assessment of the risks of material misstatement of the financial report, whether due to fraud or error. In making those risk assessments, the auditor considers internal control relevant to the entity's preparation and fair presentation of the

financial report in order to design audit procedures that are appropriate in the circumstance, but not for the purpose of expressing an opinion on the effectiveness of the entity's internal control. An audit also includes evaluating the appropriateness of accounting policies used and the reasonableness of accounting estimates made by the committee members, as well as evaluating the overall presentation of the financial report.

We believe that the audit evidence we have obtained is sufficient and appropriate to provide a basis for our audit opinion.

Independence

In conducting our audit, we have complied with the independence requirements of Australian professional ethical pronouncements.

Electronic presentation of audited financial report

This auditor's report relates to the financial report of Football Federation Victoria for the year ended 31 October 2008 included on the Federation's web site. The committee of the association are responsible for the integrity of the Federation's web site. We have not been engaged to report on the integrity of the Federation's web site. The auditor's report refers only to the statements named above. It does not provide an opinion on any other information which may have been hyperlinked to/from these statements. If users of this report are concerned with the inherent risks arising from electronic data communications they are advised to refer to the hard copy of the audited financial report to confirm the information included in the audited financial report presented on this web site.

Auditor's opinion

In our opinion, the financial report of Football Federation Victoria is in accordance with the Associations Incorporation Act 1981, including:

- a giving a true and fair view of the Associations' financial position as at 31 October 2008 and of its performance for the year ended on that date; and
- b complying with Australian Accounting Standards (including the Australian Accounting Interpretations) and the Associations Incorporation Act 1981.



GRANT THORNTON
Chartered Accountants



S. T. Hourigan
Partner

Melbourne; 9 December 2008



FOOTBALL
FEDERATION
VICTORIA

2008 - Year in Review



2008 AWARD RECIPIENTS

2008 AWARD RECIPIENTS

2008 FOXTEL CUP GOLD MEDAL WINNER

Graham Hockless	Heidelberg United	32 Votes
-----------------	-------------------	----------

2008 WOMEN'S PREMIER LEAGUE GOLD MEDAL WINNERS

Daniela Digiammarco	Box Hill Inter	20 Votes
Anthea Vardakas	Box Hill Inter	20 Votes

2008 MEN'S STATE LEAGUE ONE

George Papadopoulos	Sunshine Georgies SC	23 Votes
---------------------	----------------------	----------

2008 MEN'S STATE LEAGUE TWO NW

Shaun Romein	Ballarat SC	22 Votes
--------------	-------------	----------

2008 MEN'S STATE LEAGUE TWO SE

Ilias Diniotis	South Springvale SC	22 Votes
----------------	---------------------	----------

2008 MEN'S STATE LEAGUE THREE NW

Volkan Kalayci	Sunbury United SC	28 Votes
----------------	-------------------	----------

2008 MEN'S STATE LEAGUE THREE SE

Ariel Ritz	North Caulfield SC	25 Votes
------------	--------------------	----------

2008 MEN'S PROVISIONAL LEAGUE 1 NW

Kaan Kalayci	Hume United SC	42 Votes
--------------	----------------	----------

2008 MEN'S PROVISIONAL LEAGUE 1 SE

Christopher Durand	Noble Park United FC	21 Votes
--------------------	----------------------	----------

2008 MEN'S PROVISIONAL LEAGUE 2 NW

Enzo Inglesi	Moreland United SC	23 Votes
--------------	--------------------	----------

2008 AWARD RECIPIENTS

2008 MEN'S PROVISIONAL LEAGUE 2 SE

Ruzaini Roslan	Lyndale United SC	25 Votes
----------------	-------------------	----------

2008 MEN'S PROVISIONAL LEAGUE 3 NW

Alexander Samayoa	Ascot Vale SC	18 Votes
-------------------	---------------	----------

2008 MEN'S PROVISIONAL LEAGUE 3 SE

Richard Stanner	Old Carey SC	21 Votes
-----------------	--------------	----------

2008 MEN'S METROPOLITAN LEAGUE

Ahmed Al Mugoter	Upfield SC	26 Votes
------------------	------------	----------

2008 WOMEN'S STATE LEAGUE ONE

Eva Fenwick	Melbourne University WSC	19 Votes
-------------	--------------------------	----------

2008 WOMEN'S STATE LEAGUE TWO NW

Stephanie Peluso	Bundoora Utd WSC	16 Votes
------------------	------------------	----------

2008 WOMEN'S STATE LEAGUE TWO SE

Marie Batinic	South Springvale WSC	15 Votes
---------------	----------------------	----------

2008 WOMEN'S STATE LEAGUE THREE NW

Jaqueline Ghrixi	Sunshine Georgies WSC	22 Votes
------------------	-----------------------	----------

2008 WOMEN'S STATE LEAGUE THREE SE

Tanya Colvin	Albert Park WSC	22 Votes
--------------	-----------------	----------

2008 AWARD RECIPIENTS

TOP GOAL SCORER

2008 FOXTEL CUP

Pablo Cardozo	Richmond SC	21 Goals
---------------	-------------	----------

2008 WOMEN'S PREMIER LEAGUE

Deanna Niceski	Eltham North WSC	18 Goals
----------------	------------------	----------

2008 MEN'S STATE LEAGUE ONE

Saso Becvinovski	Bulleen Royals SC	17 Goals
------------------	-------------------	----------

2008 MEN'S STATE LEAGUE TWO NW

Martin Collins	Werribee City SC	15 Goals
----------------	------------------	----------

2008 MEN'S STATE LEAGUE TWO SE

Trent Rixon	Northcote City SC	19 Goals
-------------	-------------------	----------

2008 MEN'S STATE LEAGUE THREE NW

Troy Hardy	Geelong Rangers SC	20 Goals
Jasmin Ikanovic	Geelong SC	20 Goals

2008 MEN'S STATE LEAGUE THREE SE

Frank Albanese	Morwell Pegasus SC	20 Goals
----------------	--------------------	----------

2008 MEN'S PROVISIONAL LEAGUE 1 NW

Marin Jancic	Avondale Heights SC	12 Goals
Ante Kranjinovic	Glenroy SC	12 Goals

2008 MEN'S PROVISIONAL LEAGUE 1 SE

Coffie K Stemn Jnr	Nunawading City SC	21 Goals
--------------------	--------------------	----------

2008 MEN'S PROVISIONAL LEAGUE 2 NW

Antonio Napolitano	Moreland United SC	15 Goals
Robert Nedelkov	North City Lions SC	15 Goals

2008 AWARD RECIPIENTS

2008 MEN'S PROVISIONAL LEAGUE 2 SE

Dougal Begg,	Riversdale SC	16 Goals
Ted Ithier	Dandenong Sparrows SC	16 Goals

2008 MEN'S PROVISIONAL LEAGUE 3 NW

Sacid A Cicek	Youth United SC	20 Goals
---------------	-----------------	----------

2008 MEN'S PROVISIONAL LEAGUE 3 SE

Dimce Panev	Keilor Wolves SC	25 Goals
-------------	------------------	----------

2008 MEN'S METROPOLITAN LEAGUE

Ahmed Al Mugoter	Upfield SC	25 Goals
------------------	------------	----------

2008 WOMEN'S STATE LEAGUE ONE

Eva Fenwick	Uni. Of Melbourne WSC	13 Goals
-------------	-----------------------	----------

2008 WOMEN'S STATE LEAGUE TWO NW

Emily Guardiani	Altona City SC	26 Goals
-----------------	----------------	----------

2008 WOMEN'S STATE LEAGUE TWO SE

Marie Batinic	South Springvale SC	23 Goals
---------------	---------------------	----------

2008 WOMEN'S STATE LEAGUE THREE NW

Bridie Kean	Western Eagles SC	27 Goals
-------------	-------------------	----------

2008 WOMEN'S STATE LEAGUE THREE SE

Natalie Exon	Doncaster Rovers SC	26 Goals
--------------	---------------------	----------

2008 AWARD RECIPIENTS

PENNANTS

SENIOR MEN

Foxtel Cup

WOMEN'S

WPL

State League 1
State League 1 Reserves
State League 2 S/E
State League 2 N/W
State League 3 S/E
State League 3 N/W

Metropolitan S/E
Metropolitan N/W

STATE LEAGUE

Division 1 Senior
Division 1 U/21
Division 2 S/E Senior
Division 2 S/E Reserve
Division 2 N/W Senior
Division 2 N/W Reserve
Division 3 S/E Senior
Division 3 S/E Reserve
Division 3 N/W Senior
Division 3 N/W Reserve

PROVISIONAL LEAGUE

Division 1 S/E Senior
Division 1 S/E Reserve
Division 1 N/W Senior
Division 1 N/W Reserve
Division 2 S/E Senior
Division 2 S/E Reserve
Division 2 N/W Senior
Division 2 N/W Reserve
Division 3 S/E Senior
Division 3 S/E Reserve
Division 3 N/W Senior
Division 3 N/W Reserve

Metropolitan Senior
Metropolitan Reserve

CHAMPION

Altona Magic

CHAMPION

Box Hill

Uni of Melbourne
Uni of Melbourne
South Springvale
Altona City
Albert Park WSC
Western Eagles

Endeavour Hills
FC Bulleen Lions

CHAMPION

Sunshine Georgies
Bentleigh Greens
Northcote City
Doncaster Rovers
Pascoe Vale
Moreland City
Morwell Pegasus
Sandringham City
Geelong Rangers
Geelong

CHAMPION

Noble Park United
Monash University
Hume United
Melbourne University Rangers
Mornington
Riversdale
Essendon United
North City Lions
Beaumaris
Old Carey
Watsonia Heights
Epping City

Upfield
Upfield

RUNNER UP

Melbourne Knights

RUNNER UP

Heidelberg United

GRFA
Whitehorse United
Berwick City
Bundoora United
Mornington Flames
Western Suburbs

North Caulfield
Old Carey

RUNNER UP

Dandenong Thunder
Langwarrin
Knox City
Knox City
Weribee City
Cairnlea
Heatherton United
Boroondara Eagles
Sydenham Park
La Trobe University

RUNNER UP

Nunawading City
Monbulk
Melbourne University Rangers
South Yarra
Old Camberwell Grammar
Caulfield United
Northern Falcons
Essendon United
Old Carey
Beaumaris
Epping City
Watsonia Heights

Meadow Park
East Bentleigh

2008 AWARD RECIPIENTS

THIRDS AND MASTERS

Thirds Metro N/W
Thirds Metro S/E
Thirds Central
Thirds North
Thirds N/W
Thirds S/E
Thirds South
Masters Central
Masters S/E
Masters Metro

CHAMPION

Altona East Pheonix
Bayside Argonauts
La Trobe University
La Trobe University
La Trobe University
Cleeland United
Doveton
South Yarra
Juventis Old Boys
Bundoora United

RUNNER UP

Weribee City
Monash University
South Yarra
Plenty Valley Lions
Cairnlea
Marcellin Eagles SC
Southern Suburbs
Eastern Lions
Southern Suburbs
Moreland City

JUNIORS

Boys 18 Super League
South East 16 Super League
South East 15 Super League
South East 14 Super League
South East 13 Super League
North West 16 Super League
North West 15 Super League
North West 14 Super League
North West 13 Super League
Boys Metro 18 Blue
Boys Metro 18 Orange
Boys Metro 18 Purple
Boys Metro 18 Red
Boys Metro 18 Yellow
North U11 Kangaroos Yellow
North U11 Kangaroos/Joeys Orange
North U11 Kangaroo/Joeys Red
North U11 Joeys Blue
North U12 A
North U12 B
North U12 C
North U12 D
North U13 A
North U13 B
North U14 A
North U14 B
North U14 C
North U15 A
North U15 B
North U16 A
North U16 B
South U11 Kangaroos Green
South U11 Kangaroos Yellow
South U11 Kangaroos/Joeys Red
South U11 Joeys Blue

CHAMPION

FC Bulleen Lions
South Melbourne
Nunawading City
FC Bulleen Lions
South Melbourne
Keilor Park JSC
Green Gully
Brimbank
Essendon Royals
Manningham
Brighton
Richmond
Melbourne Pheonix JFC
Brandon Park
Brunswick Zebras
Essendon Royals 1
Whittlesea Zebras JSC
Northcote City
Coburg United
Brunswick Zebras
Moreland United
North Lions
Whittlesea Zebras
Fawkner
Epping City
Brunswick Zebras
FC City Central
Essendon Royals
Northcote City
Essendon Royals
Light United
Brighton
Springvale White Eagles
Mornington
Hampton Park United

RUNNER UP

South Melbourne
Doncaster Rovers
FC Bulleen Lions
Richmond
Monash City
Fawkner
Essendon Royals
Coburg United
Green Gully
Frankston Pines
Langwarrin
Whittlesea Zebras JSC
Western Eagles
North Caulfield
Fawkner
Alphington 1
North City Lions
Moreland United
Epping City
Greenvale United
Essendon Royals
Plenty Valley Lions
Epping City
Brunswick Zebras
Preston Lions
Moreland City
North City Lions
Fawkner
Moreland United
Bundoora United
Essendon United
Mornington
Berwick City
Beaumaris
Beaumaris

2008 AWARD RECIPIENTS

JUNIORS

South U11 Joeys Orange
 South U12 A
 South U12 B
 South U12 C
 South U12 D
 South U12 E
 South U13 A
 South U13 B
 South U13 C
 South U13 D
 South U14 A
 South U14 B
 South U14 C
 South U15 A
 South U15 B
 South U15 C
 South U16 A
 South U16 B
 East U11 Kangaroos Green
 East U11 Kangaroos Yellow
 East U11 Kangaroos Orange
 East U11 Joeys Orange
 East U11 Joeys Blue
 East U11 Joeys Red
 East U12 A
 East U12 B
 East U12 C
 East U12 D
 East U12 E
 East U12 F
 East U13 A
 East U13 B
 East U13 C
 East U13 D
 East U13 E
 East U13 F
 East U14 A
 East U14 B
 East U14 C
 East U14 D
 East U15 A
 East U15 B
 East U15 C
 East U16 A
 East U16 B
 East U16 C
 West U11 Kangaroos Green
 West U11 Kangaroos/Joeys Blue
 West U11 Joeys Red

CHAMPION

Doveton
 South Eastern Piranhas
 Melbourne Pheonix JFC
 Doveton
 Dandenong Thunder
 Casey Panthers
 Dandenong Thunder
 Bentleigh Greens JSC
 Brighton
 Endeavour United
 Berwick City
 Endeavour United
 East Bentleigh
 Langwarrin
 Sandringham City
 Endeavour United
 Brighton
 Doveton
 Richmond
 Monash City
 South Melbourne
 Sherbrooke Rangers
 East Bentleigh
 Knox City
 South Melbourne
 Doncaster Rovers
 Doncaster Rovers
 Nunawading City
 Whitehorse
 FC Clifton Hill
 Richmond
 Richmond
 Manningham
 Knox United
 Waverley Wanderers
 Whitehorse
 Knox City
 Stonnington City
 Melbourne Pheonix JFC
 Glen Eira
 South Melbourne
 Oakleigh
 Whitehorse
 Whitehorse
 North Caulfield
 Eastern Lions
 South Yarra
 Green Gully
 Port Melbourne

RUNNER UP

Casey Comets
 Brighton
 Casey Comets
 Brighton
 Lyndale
 Harrisfield Hurricanes
 Mornington
 East Bentleigh
 Peninsula Strikers JFC
 Berwick City
 Brighton
 Sandringham City
 Casey Comets
 Chelsea
 Brighton
 Baxter 1
 Sandringham City
 Baxter
 Doncaster Rovers
 Box Hill Inter
 Hampton
 Ringwood City
 Richmond
 Glen Waverley
 Box Hill Inter
 Box Hill Inter
 Richmond
 Avondale Heights
 Boroondara Eagles JFC
 Knox City
 Oakleigh
 FC Bulleen Lions
 Ringwood City
 Eastern Lions
 Croydon City Arrows
 Heidelberg Stars
 Whitehorse
 Ringwood City
 Whitehorse
 Nunawading City
 Boronia
 Bulleen Lions
 Brandon Park
 Manningham
 Casey Comets
 Mooroolbark 1
 Altona City
 Brimbank
 Green Gully

2008 AWARD RECIPIENTS

JUNIORS

West U12 A
West U12 B
West U12 C
West U13 A
West U13 B
West U13 C
West U14 A
West U14 B
West U14 C N/W
West U15 A
West U15 B N/W
West U16 A
West U16 B
Girls U11 A
Girls U11 B
Girls U12 A Metro
Girls U12 B Metro
Girls U12C South East
Girls U12 C North West
Girls U13 A Metro
Girls U13 B Metro
Girls U13 C Metro
Girls U13 D Metro
Girls U14 A Metro
Girls U14 B Metro
Girls U14 C South East
Girls U14 C North West
Girls U15 A Metro
Girls U15 B Metro
Girls U15 C Metro
Girls U15 D South East
Girls U 15 D North West
Girls U16 A Metro
Girls U16 B Metro
Girls U16 C South East
Girls U16 C North West
Girls U18 A Metro

CHAMPION

Melbourne Knights
Cairnlea
Ballarat Academy of Soccer
Gisborne
Melton
AVA Seagulls
Altona East
Keilor Park JSC
Gisborne
Altona East
Keilor Wolves
South Yarra
Weribee City
Brighton
Berwick City
Keilor Park JSC
Sandringham City
FC Bulleen Lions
Essendon Royals
Keilor Park JSC
Boronia
Banyule City
Bundoora United
Ashburton JWSC
Diamond Valley United
Peninsula Strikers JFC
FC Bulleen Lions
Doncaster Rovers
Casey Comets
Whittlesea Zebras JSC
Springvale White Eagles
Keilor Park JSC
Brunswick Zebras
Diamond Valley United
Hampton Park United
Ballarat Academy of Soccer
Ashburton JWSC

RUNNER UP

GRFA
Green Gully
Brimbank
Altona City
Ballarat Academy of Soccer
Bundoora United
North Geelong Warriors
Green Gully
Williamstown
Sunshine Georgies
Williamstown
Hoppers Crossing
Altona City
North Caulfield
Peninsula Strikers JFC
Richmond
North Caulfield
Croydon City Arrows
Brunswick Zebras 1
Knox City
Monash City
Glen Eira
Sydenham Park
Boroondara Eagles JFC
Pascoe Vale
Baxter
Doncaster Rovers
Sandringham City
Richmond
Sandringham City
Noble Park
Brimbank
Brighton
Keilor Wolves
East Bentleigh
Altona City
Boroondara Eagles JFC

2008 AWARD RECIPIENTS

OTHER AWARDS

Foxtel Cup Top Goal Scorer presented by NIKE

Pablo Cardozo (Richmond)

WPL Top Goal Scorer presented by NIKE

Deanna Niceski (Eltham North)

Foxtel Cup Goalkeeper of the Year presented by Foxtel

Steven Tilovski (Green Gully)

WPL Goalkeeper of the Year presented by Foxtel

Nabila Saliba (Preston Lions)

Foxtel Cup Under 21 Player of the Year presented by the Victorian Multicultural Commission

Kofi Danning (AIS)

Foxtel Cup Coach of the Year presented by Covo

Chris Taylor (Melbourne Knights)

WPL Coach of the Year presented by Covo

Andy Fry (Preston Lions)

Referee of the Year presented by Covo

Hakan Anaz

Referee Development Award presented by Covo

George Lakrindis

Weinstein Medal (Best Junior Male presented by Melbourne Victory)

Petar Franjic (VIS)

Hoar-Melvin Award (Best Junior Female presented by MILO)

Brianna Davey (Under 15 Girls state squad)

Jones-Martin Award (Best Youth Female presented by the Victorian Multicultural Commission)

Kelly Eaton (Under 17 girls state squad)

Bill Fleming Award (Media Player of the Year presented by TVH)

Pablo Cardozo (Richmond)



FOOTBALL
FEDERATION
VICTORIA

2008 - Year in Review



FFV PEOPLE

FFV PEOPLE

FOOTBALL FEDERATION VICTORIA AS AT DECEMBER 2008

FFV ADDRESS

PO Box 318
Fairfield Vic 3078

DAREBIN INTERNATIONAL SPORTS CENTRE

281 Darebin Road
Thornbury Vic 3071

FFV BOARD OF DIRECTORS

Tony Dunkerley (President)
Bart Harrold
Nick Monteleone
Chris Nikou
Jamie Parsons
Mark Trajceviski

FFV TRUSTEES

Michael Weinstein (Chairperson)
Vito Cilaurio (Deputy Chairperson)
Don Di Fabrizio
Ted Smith
Fred Villiers (Secretary)
Tony Dunkerley

FFV HONARAY LIFE PRESIDENT

Michael Weinstein (Chairperson)

FFV LIFE MEMBERS

Mate Antelos
Vince Ballerini
John Barclay
Alex Blacklaw
Frank Burin
John Castellini
Jason Charles
Matt Ciavarella
Tony Cikoja
Vito Cilaurio
Gordon Crossley
Sam David
Don Di Fabrizio
John Dimtsi
Joe Docherty
Tony Dunkerley
Betty Hoar
John Hodgson
Fred Hutchison
Roger Lamb
Neilson Love
Ken Lyon
Victor Manson
David McIntosh
Janette Melvin
Albert Merrills
John Murphy
Bill Mustafa
David Phillips
Eric Richardson
John Riley
Moya Riley
Jim Sampson (Snr)
Stan Slazyk
Ted Smith
Lewis Stafrace
Michael Taussig
Don Trimboli
Fred Villiers
George Wallace
Michael Weinstein

2008 VALE

Eric Heath (FFV Trustee & Life Member)

FFV MEMBERS

Ali Alamein – Central Zone Representative
Harry Onsmann – Central Zone Representative
Trevor Allen – Eastern Zone Representative
Cor Teeuw – Eastern Zone Representative
Rick McCallum – Gippsland Zone Representative
Ken Steel – Gippsland Zone Representative
Frank Bonacci – Goulburn North East Zone Representative
Frank Trimboli – Goulburn North East Zone Representative
Elia Andrews – Loddon Mallee Zone Representative
Michael Crisera – Loddon Mallee Zone Representative
Kieran McManus – North East Zone Representative
Anthony Warthold – North East Zone Representative

Michael Eyar – North West Zone Representative
John Lewis – North West Zone Representative
Sergio Costanzo – Northern Zone Representative
Zlate Josevski – Northern Zone Representative
Tony Amato – South East Zone Representative
Ken Montgomery – South East Zone Representative
Joe DiIorio – Southern Zone Representative
Colin Nicholson – Southern Zone Representative
Ilija Dragicevic – Western Zone Representative
Patricia Josipovic – Western Zone Representative
(resigned 20 November 2008)
John Didulica – Wimmera South Coast Zone Representative
(resigned 14 May 2008)
John Karounos – Wimmera South Coast Zone Representative
(appointed 22 May 2008)
Sue Hunt – Wimmera South Coast Zone Representative
Aki Ionnas – Men's Standing Committee Chair
Maria Berry – Women's Standing Committee Chairperson
Graeme Smith – Junior Standing Committee Chairperson
Les Bee – Coaches Standing Committee Chairperson
(resigned 7th October 2008)
Patrizia Torelli – Coaches Standing Committee Chairperson
(appointed 20th November 2008)
Carlo Graser – Referee Standing Committee Chairperson
Steve Hargitay – Futsal Standing Committee Chairperson

FFV STANDING COMMITTEE MEMBERS

MEN'S STANDING COMMITTEE

Aki Ionnas (Chairperson)
Chris Davkovski
Peter Papos
Jim Rendevski
Mario Rocco
Taz Solakis

WOMEN'S STANDING COMMITTEE

Maria Berry (Chairperson)
Laura Brady
Carole Fabian
Jane Natoli
Martin O'Connor
Darleen Richardson
Peter Richardson
Victor Sekulov
Jane Webb

JUNIOR STANDING COMMITTEE

Graeme Smith (Chairperson)
Nigel Browne
Walter Guisti
Feri Jakab
Patricia Josipovic (resigned 20 November 2008)
John Kostopoulos
Craig McDonald
Nicholas Rahovitsas
Jim Rendevski

COACHES STANDING COMMITTEE

Patrizia Torelli (Chairperson effective 20th November 2008)
Les Bee (Chairperson resigned 7 October 2008)
Ian Eman (resigned 20th November 2008)
Lawrence Ferns
Brian Flaherty
Fabian Incantalupo
Charlie Payton
Stephen Stroud
Chris Taylor
Luigi Torelli (resigned 20th November 2008)

REFEREE STANDING COMMITTEE

Carlo Graser (Chairperson)
Eugene Bazzale
Geoff Boyle
Terry Bywater
Norm Ceeney
Michael Gaut
Nick Karlich
Jim Ouliaris
Jordan Vassiliadis

FUTSAL STANDING COMMITTEE

Steve Hargitay (Chairperson)
Sheldon Dyer
Anthony Grima (resigned 21 May 2008)
Feri Jakab

FFV ADMINISTRATION

CEO – Mark Rendell
Executive Assistant to CEO – Belinda Wilson
Administration Assistant – Elyce Carlyle
General Manager – Business Operations – Kerry Harris
Financial Accountant – Daniel Maakaroun

Financial Coordinator – Mizue Ogawa / Saurabh Kharbanda
Reception / Customer Service – Anna Ruffolo
General Manager – Business Development – Matt Usher
Marketing Sponsorship Coordinator – Mikaila Gaskell
Media & Communications Coordinator – Mark Murray
Futsal Business Development Manager – Chris Ryan
Summer Football Business Development Manager – George Herbert
Venue Coordinator – Jim Macra
General Manager – Football – Lydia Dowse
Referee Manager – Chris Bambridge
Referee Appointments Coordinator – Ian Postlewaite
Referee Administration Assistant – Laura Postlewaite
Competitions Manager – Mariela Dos Santos
Competitions Coordinator – Liam Bentley
Competitions Coordinator – Michael Pocklington
Football Operations Officer – Emily McIntyre
Registrations Coordinator – Natalie Dimovski
Registrations Coordinator – Mark Pititto
Football Operations Officer – Chris Brown
Grievance Discipline Manager – Maxwell Gratton
Tribunal Discipline Coordinator – Phil Caspari
Technical Director – Les Bee
Talented Player Development Manager – Kat Smith
Talented Player Coordinator – Anthony Grima
Coaching Development Manager – Harry Bingham
NTC Head Coach / W-League Head Coach – Matt Shepherd
Game Development Manager – Salvatore Carmusciano
Community Development Coordinator – Chris Arena
Club Development Coordinator – Laura Piekarski
Schools Development Coordinator – John McAloon
Community Coaches Education Coordinator – Andrew Carey
Zone Development Coordinator – South East – Darren Tan
Zone Development Coordinator – North West – Josh Vinecombe
Zone Development Coordinator – Geelong / Colac – Faddy Kyprian
Zone Development Coordinator – Loddon Mallee – David Coward
Zone Development Coordinator – Mildura – David Inglis
Zone Development Coordinator – Goulburn North East – Alia Kerestes
Zone Development Coordinator – Gippsland – Gene Parini

FFV TRIBUNAL BOARD MEMBERS

Miguel Belmar
Leonie Bird
Alex Blacklaw
Martin Botros
Tony Cikoja
Jonathan Forbes
Norman Franzi
Bill Gillies – Chairperson
Ozan Girgin
Mark Goldblatt
Terence Guthridge
Claude Harran
Paul Horvath
Ben Ihle
Nicholas Kanarey
John Konstantopoulos
James McIntyre
Carmel Morfoni
Bill Mustafa
Janette Nankivell
Vlado Prsa
Justin Quill
Vic Rich
Katrina Richter
David Sagnelli
Phillip Saikaly
David Scanlon
Adam Segal
Tony Siskovski
John Stephanides
Brendon Stewart
Venetia Stewart
Andrew Stops
Michael Sweeney
Nick Terziovski
Chris Vlahos
Mike Warren
Yianni Zapparas

FFV APPEALS BOARD MEMBERS

Stephen Blewett
Sam Cusumano
Manny Garantziotis
Colin Hutchison
Costas Kilias
Olyvia Nikou
Tony Nolan – Chairperson

FFV Solicitors

Landers & Rogers

FFV Auditors

Grant Thornton

Photographs featuring on Business Development, Leadership and FFV people kindly supplied by Sydney Low Photography. www.syd-low.com



Football Federation Victoria

Darebin International Sports Centre

281 Darebin Road, Thornbury Vic 3071

PO Box 318, Fairfield Vic 3078 Australia

Phone: (03) 9474 1800 | **Fax:** (03) 9474 1899

Web: www.footballfedvic.com.au